

Analyses of Feedback of B.Ed. I Semester (2023-25)

Paper	Name of Teacher	Total no. of Students	outstanding	very good	good	average	poor
F 1.1	Ms. Sonika Maan	48	35	13	0	0	0
F 1.1	Mr. Ravinder	44	40	4	0	0	0
F 1.2	Dr. Savita Arya	46	36	10	0	0	0
F 1.2	Dr. Vijay Phogat	49	36	13	0	0	0
F 1.3	Dr. Meena	46	33	8	3	2	0
F 1.3	Dr. Rupinder Kaur	45	32	12	1	0	0
F 1.4	Dr. Kusum	41	26	14	5	0	0
F 1.4	Dr. Ravneet Chawla	44	33	11	0	0	0
F 1.5	Dr. Suman	49	45	3	0	1	0
F 1.5	Dr. Upasna	42	36	6	0	0	0
P 1.1& 1.2	Dr. Suman	8	8	0	0	0	0
P 1.1& 1.2	Ms. Arti	3	3	0	0	0	0
P 1.1& 1.2	Dr. Meena	6	6	0	0	0	0
P 1.1& 1.2	Dr. Balwinder	13	8	5	0	0	0
P 1.1& 1.2	Dr. Neelam Paul	3	3	0	0	0	0
P 1.1& 1.2	Dr. Upasna	13	12	1	0	0	0
P 1.1& 1.2	Dr. Rajni	8	5	3	0	0	0
P 1.1& 1.2	Dr. Anjali	19	18	1	0	0	0
P 1.1& 1.2	Dr. A.K. Srivastava	6	5	1	0	0	0
P 1.1& 1.2	Dr. Kusum	11	9	2	0	0	0
P 1.1& 1.2	Dr. Vijay Phogat	12	11	1	0	0	0
P 1.1& 1.2	Dr. Anurag Sankhian	10	10	0	0	0	0
P 1.1& 1.2	Dr. Lilu Ram	14	9	5	0	0	0
P 1.1& 1.2	Dr. Sanjeev	12	11	1	0	0	0
P 1.1& 1.2	Dr. Sheojee Singh	13	13	0	0	0	0
P 1.1& 1.2	Mr. Ravinder	6	6	0	0	0	0
P 1.1& 1.2	Dr. Sapna Nanda	3	2	1	0	0	0
P 1.1& 1.2	Dr. Mukhtair Singh	6	2	4	0	0	0
P 1.1& 1.2	Dr. Nisha Singh	11	9	2	0	0	0
P 1.1& 1.2	Mr. Sanjeev	5	5	0	0	0	0
P 1.1& 1.2	Ms. Sonika Maan	10	5	5	0	0	0
EPC 1.1	Ms. Arti	92	65	18	8	1	0
EPC 1.2	Mr. Sanjeev	82	57	18	6	0	1
EPC 1.3	Dr. Neelam Paul	80	57	20	2	1	0


Handwritten signature
Nov 24, 2023

Handwritten signature
**Principal,
Govt. College of Education
Sector 20-D, Chandigarh**

Analyses of Feedback of B.Ed. I Semester (2023-25) % WISE

Paper	Name of Teacher	no. of Students	outstanding	very good	good	average	poor
F 1.1	Ms. Sonika Maan	48	73%	27%	0%	0%	0%
F 1.1	Mr. Ravinder	44	91%	9%	0%	0%	0%
F 1.2	Dr. Savita Arya	46	78%	22%	0%	0%	0%
F 1.2	Dr. Vijay Phogat	49	73%	27%	0%	0%	0%
F 1.3	Dr. Meena	46	72%	17%	7%	4%	0%
F 1.3	Dr. Rupinder Kaur	45	71%	27%	2%	0%	0%
F 1.4	Dr. Kusum	41	63%	34%	12%	0%	0%
F 1.4	Dr. Ravneet Chawla	44	75%	25%	0%	0%	0%
F 1.5	Dr. Suman	49	92%	6%	0%	2%	0%
F 1.5	Dr. Upasna	42	86%	14%	0%	0%	0%
P 1.1& 1.2	Dr. Suman	8	100%	0%	0%	0%	0%
P 1.1& 1.2	Ms. Arti	3	100%	0%	0%	0%	0%
P 1.1& 1.2	Dr. Meena	6	100%	0%	0%	0%	0%
P 1.1& 1.2	Dr. Balwinder	13	62%	38%	0%	0%	0%
P 1.1& 1.2	Dr. Neelam Paul	3	100%	0%	0%	0%	0%
P 1.1& 1.2	Dr. Upasna	13	92%	8%	0%	0%	0%
P 1.1& 1.2	Dr. Rajni	8	63%	38%	0%	0%	0%
P 1.1& 1.2	Dr. Anjali	19	95%	5%	0%	0%	0%
P 1.1& 1.3	Dr. A.K. Srivastava	6	83%	17%	0%	0%	0%
P 1.1& 1.2	Dr. Kusum	11	82%	18%	0%	0%	0%
P 1.1& 1.2	Dr. Vijay Phogat	12	92%	8%	0%	0%	0%
P 1.1& 1.2	Dr. Anurag Sankhian	10	100%	0%	0%	0%	0%
P 1.1& 1.2	Dr. Lilu Ram	14	64%	36%	0%	0%	0%
P 1.1& 1.2	Dr. Sanjeev	12	92%	8%	0%	0%	0%
P 1.1& 1.2	Dr. Sheojee Singh	13	100%	0%	0%	0%	0%
P 1.1& 1.2	Mr. Ravinder	6	100%	0%	0%	0%	0%
P 1.1& 1.2	Dr. Sapna Nanda	3	67%	33%	0%	0%	0%
P 1.1& 1.2	Dr. Mukhtair Singh	6	33%	67%	0%	0%	0%
P 1.1& 1.2	Dr. Nisha Singh	11	82%	18%	0%	0%	0%
P 1.1& 1.2	Mr. Sanjeev	5	100%	0%	0%	0%	0%
P 1.1& 1.2	Ms. Sonika Maan	10	50%	50%	0%	0%	0%
EPC 1.1	Ms. Arti	92	71%	20%	9%	1%	0%
EPC 1.2	Mr. Sanjeev	82	70%	22%	7%	0%	1%
EPC 1.3	Dr. Neelam Paul	80	71%	25%	3%	1%	0%


Handwritten signature


Principal,
Govt. College of Education
Sector 20-D, Chandigarh

Analyses of Feedback of B.Ed. I Semester (2023-25)

Paper	Name of Teacher	Total no. of Students	outstanding	very good	good	average	poor
F 1.1	Ms. Sonika Maan	48	35	13	0	0	0
F 1.1	Mr. Ravinder	44	40	4	0	0	0
F 1.2	Dr. Savita Arya	46	36	10	0	0	0
F 1.2	Dr. Vijay Phogat	49	36	13	0	0	0
F 1.3	Dr. Meena	46	33	8	3	2	0
F 1.3	Dr. Rupinder Kaur	45	32	12	1	0	0
F 1.4	Dr. Kusum	41	26	14	5	0	0
F 1.4	Dr. Ravneet Chawla	44	33	11	0	0	0
F 1.5	Dr. Suman	49	45	3	0	1	0
F 1.5	Dr. Upasna	42	36	6	0	0	0
P 1.1& 1.2	Dr. Suman	8	8	0	0	0	0
P 1.1& 1.2	Ms. Arti	3	3	0	0	0	0
P 1.1& 1.2	Dr. Meena	6	6	0	0	0	0
P 1.1& 1.2	Dr. Balwinder	13	8	5	0	0	0
P 1.1& 1.2	Dr. Neelam Paul	3	3	0	0	0	0
P 1.1& 1.2	Dr. Upasna	13	12	1	0	0	0
P 1.1& 1.2	Dr. Rajni	8	5	3	0	0	0
P 1.1& 1.2	Dr. Anjali	19	18	1	0	0	0
P 1.1& 1.2	Dr. A.K. Srivastava	6	5	1	0	0	0
P 1.1& 1.2	Dr. Kusum	11	9	2	0	0	0
P 1.1& 1.2	Dr. Vijay Phogat	12	11	1	0	0	0
P 1.1& 1.2	Dr. Anurag Sankhian	10	10	0	0	0	0
P 1.1& 1.2	Dr. Lilu Ram	14	9	5	0	0	0
P 1.1& 1.2	Dr. Sanjeev	12	11	1	0	0	0
P 1.1& 1.2	Dr. Sheojee Singh	13	13	0	0	0	0
P 1.1& 1.2	Mr. Ravinder	6	6	0	0	0	0
P 1.1& 1.2	Dr. Sapna Nanda	3	2	1	0	0	0
P 1.1& 1.2	Dr. Mukhtair Singh	6	2	4	0	0	0
P 1.1& 1.2	Dr. Nisha Singh	11	9	2	0	0	0
P 1.1& 1.2	Mr. Sanjeev	5	5	0	0	0	0
P 1.1& 1.2	Ms. Sonika Maan	10	5	5	0	0	0
EPC 1.1	Ms. Arti	92	65	18	8	1	0
EPC 1.2	Mr. Sanjeev	82	57	18	6	0	1
EPC 1.3	Dr. Neelam Paul	80	57	20	2	1	0


Handwritten signature and date: No. 28/6/23


Principal,
Govt. College of Education
Sector 20-D, Chandigarh

Analyses of Feedback of B.Ed. I Semester (2023-25) % WISE

Paper	Name of Teacher	no. of Students	outstanding	very good	good	average	poor
F 1.1	Ms. Sonika Maan	48	73%	27%	0%	0%	0%
F 1.1	Mr. Ravinder	44	91%	9%	0%	0%	0%
F 1.2	Dr. Savita Arya	46	78%	22%	0%	0%	0%
F 1.2	Dr. Vijay Phogat	49	73%	27%	0%	0%	0%
F 1.3	Dr. Meena	46	72%	17%	7%	4%	0%
F 1.3	Dr. Rupinder Kaur	45	71%	27%	2%	0%	0%
F 1.4	Dr. Kusum	41	63%	34%	12%	0%	0%
F 1.4	Dr. Ravneet Chawla	44	75%	25%	0%	0%	0%
F 1.5	Dr. Suman	49	92%	6%	0%	2%	0%
F 1.5	Dr. Upasna	42	86%	14%	0%	0%	0%
P 1.1& 1.2	Dr. Suman	8	100%	0%	0%	0%	0%
P 1.1& 1.2	Ms. Arti	3	100%	0%	0%	0%	0%
P 1.1& 1.2	Dr. Meena	6	100%	0%	0%	0%	0%
P 1.1& 1.2	Dr. Balwinder	13	62%	38%	0%	0%	0%
P 1.1& 1.2	Dr. Neelam Paul	3	100%	0%	0%	0%	0%
P 1.1& 1.2	Dr. Upasna	13	92%	8%	0%	0%	0%
P 1.1& 1.2	Dr. Rajni	8	63%	38%	0%	0%	0%
P 1.1& 1.2	Dr. Anjali	19	95%	5%	0%	0%	0%
P 1.1& 1.3	Dr. A.K. Srivastava	6	83%	17%	0%	0%	0%
P 1.1& 1.2	Dr. Kusum	11	82%	18%	0%	0%	0%
P 1.1& 1.2	Dr. Vijay Phogat	12	92%	8%	0%	0%	0%
P 1.1& 1.2	Dr. Anurag Sankhian	10	100%	0%	0%	0%	0%
P 1.1& 1.2	Dr. Lilu Ram	14	64%	36%	0%	0%	0%
P 1.1& 1.2	Dr. Sanjeev	12	92%	8%	0%	0%	0%
P 1.1& 1.2	Dr. Sheojee Singh	13	100%	0%	0%	0%	0%
P 1.1& 1.2	Mr. Ravinder	6	100%	0%	0%	0%	0%
P 1.1& 1.2	Dr. Sapna Nanda	3	67%	33%	0%	0%	0%
P 1.1& 1.2	Dr. Mukhtair Singh	6	33%	67%	0%	0%	0%
P 1.1& 1.2	Dr. Nisha Singh	11	82%	18%	0%	0%	0%
P 1.1& 1.2	Mr. Sanjeev	5	100%	0%	0%	0%	0%
P 1.1& 1.2	Ms. Sonika Maan	10	50%	50%	0%	0%	0%
EPC 1.1	Ms. Arti	92	71%	20%	9%	1%	0%
EPC 1.2	Mr. Sanjeev	82	70%	22%	7%	0%	1%
EPC 1.3	Dr. Neelam Paul	80	71%	25%	3%	1%	0%

Handwritten signature


Principal,
Govt. College of Education
Sector 20-D, Chandigarh